

MK36 Recessed Reed Sensor



Key Features:

- ✔ Noncontact activation between sensor and actuator
- ✔ Designed to press into a $\varnothing 9.5\text{mm}$ [0.375"] hole
- ✔ Adapter Options Available for Installation in Steel

Key Markets/Applications:

- ✔ Industrial Equipment, Building Security and Monitor, Appliance
- ✔ Door and Access control, Window Monitoring, Equipment Door Detection, Appliance Door Detection



Electrical Specifications:

Contact Data	Switch Model	Unit
	1A	
Rated Power (max.) <small>Any DC combo of V&A not to exceed individual max.'s</small>	3	W
Switching Voltage (max.) <small>DC or peak AC</small>	30	V
Switching Current (max.) <small>DC or peak AC</small>	0.2	A
Carry Current (max.) <small>DC or peak AC</small>	0.3	A
Contact Resistance (max.) <small>@ 0.5V & 50mA</small>	250	mOhm
Breakdown Voltage (min.) <small>According to EN60255-5</small>	0.2	kVDC
Operating Time (max.) <small>Incl. Bounce; Measured with w/ Nominal Voltage</small>	0.6	ms
Release Time (max.) <small>Measured with no Coil Excitation</small>	0.05	ms
Insulation Resistance (typ.) <small>Rh<45%, 100V Test Voltage</small>	10 ⁹	Ohm
Capacitance (typ.) <small>@ 10kHz across open Switch</small>	0.4	pF
Typical Lifetime <small>Resistive Load 12V at 5mA</small>	10 ⁷	Operating Cycles

***Load increase reduces life expectancy of Reed Switches**

Customer Options:



Part Number Example:

M K 3 6 / 0 - 1 A - 3 0 0 W - W H T

SERIES	1	2	3	4
--------	---	---	---	---

CUSTOMER OPTIONS

1. ADAPTER OPTIONS [0, 1, 2]
 1. 0 = No Adapter
 2. 1 = Adapter 1
 3. 2 = Adapter 2
2. CONTACT QUANTITY AND SWITCH MODEL [1A]
3. CABLE LENGTH and Type
 1. 300W = 300mm UL1569
 2. 2mB = 2 meter VdS Class B
4. HOUSING COLOR [BLK, WHT]

Additional Options

- + UL Cable Version comes as sensor and magnet pair
- + VdS Cable Version sensor and magnet sold separately
- + Adapter options are optional for steel installation

Contact Form Glossary :

Form A

NO = Normally Open Contacts
SPST = Single Pole Single Throw



Form B

NC = Normally Closed Contacts
SPST = Single Pole Single Throw



Form C

Changeover
SPDT = Single Pole Double Throw



MK36 Recessed Reed Sensor

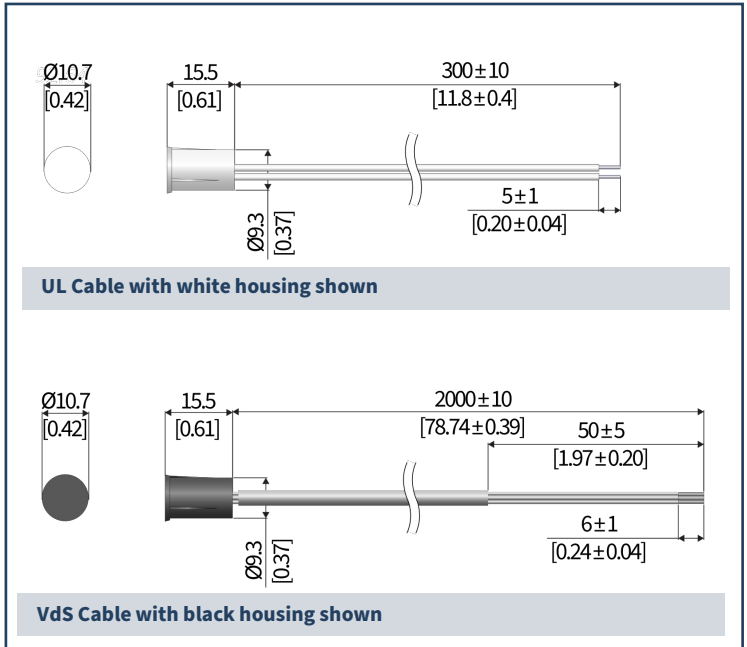
Mechanical/Environmental Specifications:

Housing and Lead Data		
Housing		PBT
Case Color		White or Black
Sealing Compound		Polyurethane
Cable Type		UL1569
UL Cable Material		PVC
Wire Awg		22 awg
VdS Cable Type		Round cable
VdS Cable Material		PVC
VdS Conductor Cross Section		4 x 0.14 mm ²
Environmental Data		Unit
Shock Resistance <small>½ sine wave duration 11ms</small>	30	g
Vibration Resistance (max.)	20	g
Operating Temperature <small>Cable not moved</small>	-40 to 75	°C
VdS Operating Temperature <small>Cable not moved</small>	-30 to 75	°C

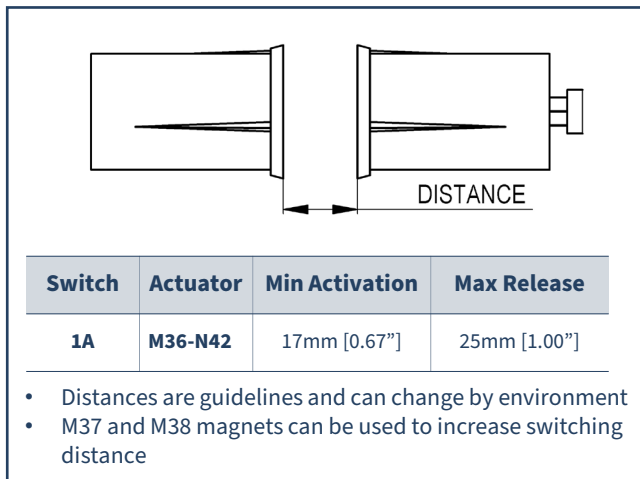
Higher temperature rated magnets available upon request

Dimensions (mm):

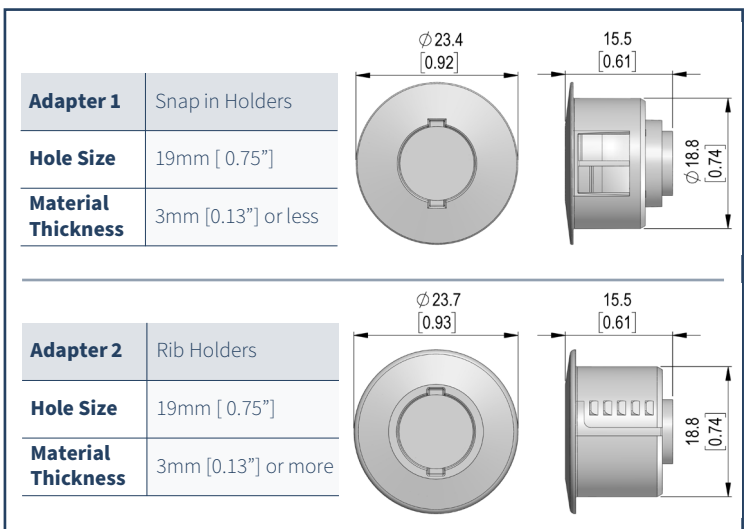
Tolerances acc. to DIN ISO 2768-m



Activation Distances



Adapter Options – Available in White and Black



Handling/ Assembly Instructions:

- Crushed ribs good for single installation
- Holes under 9.53mm [0.375"] will prevent installation
- Cable bending-radius is diameter x 15
- Min. bending distance to housing is 5mm
- Series resistor recommended for > 5m cable length
- Cable length will affect sensor contact resistance

Layout:

